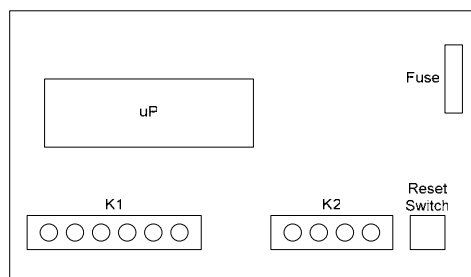




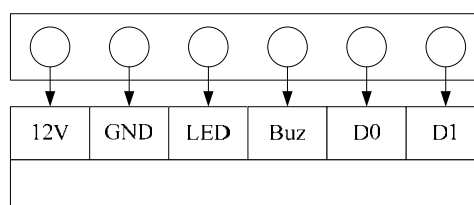
## 2 Pin Connectors:

The converter has two pin connectors, namely K1 and K2, which are described in the following paragraphs.



### 2.1 Connector K1

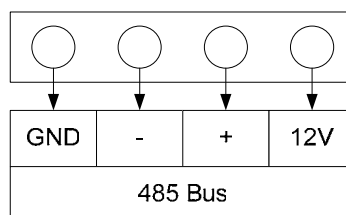
Connector K1 is used for Wiegand input.



- 12V: Power Supply +12V
- GND: Power supply ground
- LED: Reader green LED
- Buz: Reader Buzzer
- D0: Wiegand Data 0
- D1: Wiegand Data 1

### 2.2 Connector K2

Connector K2 is used for RS485 output.



- 12V: Power Supply +12V
- GND: Power supply ground
- +: RS485 +
- : RS485 -

\* All specifications are subject to change without any notice.